

ACI Racing Weekend Imola, 1-2 Giugno 2024

Italian F4 Championship - Results Free Practice 1

No.	Driver	Nat	Entrant	Team	Car	Class	Time	Gap	Rel.	Laps
1	10 FERREIRA Matheus	BRA	US Racing	US Racing	Tatuus F4-T421		1'45.339			12
2	6 YAMAKOSHI Hiyu	JPN	Van Amersfoort Racing	Van Amersfoort Racing	Tatuus F4-T421		1'45.341	0.002	0.002	15
3	27 SLATER Freddie	GBR	Prema Racing	Prema Racing	Tatuus F4-T421		1'45.414	0.075	0.073	15
4	80 POWELL Alex	USA	Prema Racing	Prema Racing	Tatuus F4-T421	R	1'45.446	0.107	0.032	15
5	33 STOLCERMANIS Tomass	LVA	Prema Racing	Prema Racing	Tatuus F4-T421	R	1'45.552	0.213	0.106	15
6	45 BEETON Jack	AUS	US Racing	US Racing	Tatuus F4-T421		1'45.560	0.221	0.008	13
7	71 REHM Maxim	DEU	US Racing	US Racing	Tatuus F4-T421	R	1'45.627	0.288	0.067	13
8	31 BOHRA Akshay	USA	US Racing	US Racing	Tatuus F4-T421		1'45.636	0.297	0.009	13
9	3 POPOV Maksimilian	GRD	PHM AIX Racing	PHM AIX Racing	Tatuus F4-T421	R	1'45.786	0.447	0.150	16
10	7 SAMMALISTO Luka	FIN	R-ACE GP	R-ACE GP	Tatuus F4-T421	R	1'45.808	0.469	0.022	17
11	50 GOWDA Dion	IND	Prema Racing	Prema Racing	Tatuus F4-T421		1'45.817	0.478	0.009	15
12	49 PETROVIC Andrej	SRB	PHM AIX Racing	PHM AIX Racing	Tatuus F4-T421	R	1'45.830	0.491	0.013	17
13	23 FRANCO Reno	NLD	Jenzer Motorsport	Jenzer Motorsport	Tatuus F4-T421		1'45.843	0.504	0.013	16
14	16 LARINI Davide	ITA	PHM AIX Racing	PHM AIX Racing	Tatuus F4-T421		1'45.888	0.549	0.045	16
15	14 AL DHAHERI Rashid	UAE	Prema Racing	Prema Racing	Tatuus F4-T421		1'45.962	0.623	0.074	16
16	21 ISCHER Ethan	CHE	Jenzer Motorsport	Jenzer Motorsport	Tatuus F4-T421		1'45.973	0.634	0.011	16
17	51 NAKAMURA-BERTA Kean	JPN	Prema Racing	Prema Racing	Tatuus F4-T421	R	1'45.998	0.659	0.025	15
18	70 MRAD Kamal	AUS	PHM AIX Racing	PHM AIX Racing	Tatuus F4-T421	R	1'46.104	0.765	0.106	14
19	12 PRADEL Gianmarco	AUS	US Racing	US Racing	Tatuus F4-T421		1'46.106	0.767	0.002	15
20	55 RODELLA Alvise	ITA	Van Amersfoort Racing	Van Amersfoort Racing	Tatuus F4-T421		1'46.111	0.772	0.005	13
21	8 KOSTIC Andrija	SRB	Van Amersfoort Racing	Van Amersfoort Racing	Tatuus F4-T421	R	1'46.153	0.814	0.042	13
22	19 ANURAG Kabir	SGP	US Racing	US Racing	Tatuus F4-T421	R	1'46.173	0.834	0.020	12
23	20 RYBA Matus	SVK	Jenzer Motorsport	Jenzer Motorsport	Tatuus F4-T421	R	1'46.187	0.848	0.014	16
24	36 JONSSON Gustav	SWE	Van Amersfoort Racing	Van Amersfoort Racing	Tatuus F4-T421		1'46.190	0.851	0.003	14
25	22 FREY Enea	CHE	Jenzer Motorsport	Jenzer Motorsport	Tatuus F4-T421	R	1'46.319	0.980	0.129	15
26	73 OLIVIERI Emanuele	ITA	AKM Motorsport	AKM Motorsport	Tatuus F4-T421	R	1'46.324	0.985	0.005	16
27	11 VIISOREANU Luca	ROU	Real Racing	Real Racing	Tatuus F4-T421	R	1'46.470	1.131	0.146	15
28	88 HODENIUS Lin	NLD	Van Amersfoort Racing	Van Amersfoort Racing	Tatuus F4-T421		1'46.592	1.253	0.122	16
29	9 STACK Everett	USA	PHM AIX Racing	PHM AIX Racing	Tatuus F4-T421		1'46.676	1.337	0.084	13
30	24 ZHANG Shimo	CHN	Jenzer Motorsport	Jenzer Motorsport	Tatuus F4-T421	R	1'46.721	1.382	0.045	18
31	18 KOLLER Jan	CZE	BVM Racing	BVM Racing	Tatuus F4-T421	R	1'46.781	1.442	0.060	16
32	62 ROBINSON Edward	ESP	AS Motorsport	AS Motorsport	Tatuus F4-T421	R	1'46.832	1.493	0.051	15
33	34 MACEDO Francisco	PRT	Cram Motorsport	Cram Motorsport	Tatuus F4-T421	R	1'47.067	1.728	0.235	15
34	77 YEH Enzo	CHN	R-ACE GP	R-ACE GP	Tatuus F4-T421	R	1'47.224	1.885	0.157	14
35	52 SAVINKOV Oleksandr	UKR	AKM Motorsport	AKM Motorsport	Tatuus F4-T421	R	1'47.328	1.989	0.104	14
36	5 DOBRZANSKI Wiktor	POL	AKM Motorsport	AKM Motorsport	Tatuus F4-T421		1'47.427	2.088	0.099	16
37	54 HOLGUIN Gabriel	VEN	Maffi Racing	Maffi Racing	Tatuus F4-T421	R	1'48.657	3.318	1.230	16
38	29 BERREBY Nathanael	CHE	Maffi Racing	Maffi Racing	Tatuus F4-T421	R	1'49.360	4.021	0.703	15

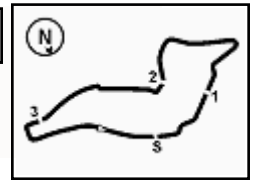
Humidity:	58%	AIR	23°C
Condition:	WET	Track	31°C

Clerk of the Course : Massimiliano Ghinassi

Race Director : Alessandro Ferrari

31/05/2024	Start 09:45	End 10:26
------------	----------------	--------------





ACI Racing Weekend Imola, 1-2 Giugno 2024

Italian F4 Championship - Results Free Practice 1

 Imola Circuit 4.909 m
 2 / 2

Penalty and Infringement

Fastest Laps Sequence

No.	Entrant	Nat	Team	Car	Local Time	Time	Gap	Avg
31	A. BOHRA	USA	US Racing	Tatuus F4-T421	09:48'56.537	1'54.396		154,484
10	M. FERREIRA	BRA	US Racing	Tatuus F4-T421	09:48'57.109	1'53.677	-0.719	155,462
19	K. ANURAG	SGP	US Racing	Tatuus F4-T421	09:49'35.027	1'53.540	-0.137	155,649
71	M. REHM	DEU	US Racing	Tatuus F4-T421	09:49'39.304	1'51.800	-1.740	158,072
14	R. AL DHAHERI	UAE	Prema Racing	Tatuus F4-T421	09:50'25.734	1'51.577	-0.223	158,387
31	A. BOHRA	USA	US Racing	Tatuus F4-T421	09:50'45.085	1'48.548	-3.029	162,807
71	M. REHM	DEU	US Racing	Tatuus F4-T421	09:51'27.789	1'48.485	-0.063	162,902
27	F. SLATER	GBR	Prema Racing	Tatuus F4-T421	09:52'18.118	1'48.193	-0.292	163,341
27	F. SLATER	GBR	Prema Racing	Tatuus F4-T421	09:59'34.096	1'46.258	-1.935	166,316
80	A. POWELL	USA	Prema Racing	Tatuus F4-T421	10:01'38.843	1'45.945	-0.313	166,807
6	H. YAMAKOSHI	JPN	Van Amersfoort Racing	Tatuus F4-T421	10:03'50.654	1'45.649	-0.296	167,275
6	H. YAMAKOSHI	JPN	Van Amersfoort Racing	Tatuus F4-T421	10:05'36.172	1'45.518	-0.131	167,482
6	H. YAMAKOSHI	JPN	Van Amersfoort Racing	Tatuus F4-T421	10:07'21.675	1'45.503	-0.015	167,506
6	H. YAMAKOSHI	JPN	Van Amersfoort Racing	Tatuus F4-T421	10:09'07.016	1'45.341	-0.162	167,764
10	M. FERREIRA	BRA	US Racing	Tatuus F4-T421	10:15'10.412	1'45.339	-0.002	167,767

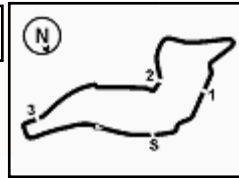
Clerk of the Course : Massimiliano Ghinassi

Race Director : Alessandro Ferrari

31/05/2024 Start 09:45 End 10:26

Powered by FICr PERUGIA TIMING





ACI Racing Weekend Imola, 1-2 Giugno 2024

Italian F4 Championship - Best Sectors & Speed Free Practice 1

BEST LAP

1	10 FERREIRA Matheus	Tatuus F4-T421	1'45.339
2	6 YAMAKOSHI Hiyu	Tatuus F4-T421	1'45.341
3	27 SLATER Freddie	Tatuus F4-T421	1'45.414
4	80 POWELL Alex	Tatuus F4-T421	1'45.446
5	33 STOLCERMANIS Tomass	Tatuus F4-T421	1'45.552
6	45 BEETON Jack	Tatuus F4-T421	1'45.560
7	71 REHM Maxim	Tatuus F4-T421	1'45.627
8	31 BOHRA Akshay	Tatuus F4-T421	1'45.636
9	3 POPOV Maksimilian	Tatuus F4-T421	1'45.786
10	7 SAMMALISTO Luka	Tatuus F4-T421	1'45.808
11	50 GOWDA Dion	Tatuus F4-T421	1'45.817
12	49 PETROVIC Andrej	Tatuus F4-T421	1'45.830
13	23 FRANCO Reno	Tatuus F4-T421	1'45.843
14	16 LARINI Davide	Tatuus F4-T421	1'45.888
15	14 AL DHAHERI Rashid	Tatuus F4-T421	1'45.962
16	21 ISCHER Ethan	Tatuus F4-T421	1'45.973
17	51 NAKAMURA-BERTA Kean	Tatuus F4-T421	1'45.998
18	70 MRAD Kamal	Tatuus F4-T421	1'46.104
19	12 PRADEL Gianmarco	Tatuus F4-T421	1'46.106
20	55 RODELLA Alvisse	Tatuus F4-T421	1'46.111
21	8 KOSTIC Andrija	Tatuus F4-T421	1'46.153
22	19 ANURAG Kabir	Tatuus F4-T421	1'46.173
23	20 RYBA Matus	Tatuus F4-T421	1'46.187
24	36 JONSSON Gustav	Tatuus F4-T421	1'46.190
25	22 FREY Enea	Tatuus F4-T421	1'46.319
26	73 OLIVIERI Emanuele	Tatuus F4-T421	1'46.324
27	11 VIISOREANU Luca	Tatuus F4-T421	1'46.470
28	88 HODENIUS Lin	Tatuus F4-T421	1'46.592
29	9 STACK Everett	Tatuus F4-T421	1'46.676
30	24 ZHANG Shimo	Tatuus F4-T421	1'46.721
31	18 KOLLER Jan	Tatuus F4-T421	1'46.781
32	62 ROBINSON Edward	Tatuus F4-T421	1'46.832
33	34 MACEDO Francisco	Tatuus F4-T421	1'47.067
34	77 YEH Enzo	Tatuus F4-T421	1'47.224
35	52 SAVINKOV Oleksandr	Tatuus F4-T421	1'47.328
36	5 DOBRZANSKI Wiktor	Tatuus F4-T421	1'47.427
37	54 HOLGUIN Gabriel	Tatuus F4-T421	1'48.657
38	29 BERREBY Nathanael	Tatuus F4-T421	1'49.360

SPEED

1	23 FRANCO Reno	Tatuus F4-T421	237,9
2	7 SAMMALISTO Luka	Tatuus F4-T421	237,4
3	10 FERREIRA Matheus	Tatuus F4-T421	236,8
4	45 BEETON Jack	Tatuus F4-T421	236,3
5	5 DOBRZANSKI Wiktor	Tatuus F4-T421	236,3
6	14 AL DHAHERI Rashid	Tatuus F4-T421	235,8
7	11 VIISOREANU Luca	Tatuus F4-T421	235,8
8	8 KOSTIC Andrija	Tatuus F4-T421	235,8
9	18 KOLLER Jan	Tatuus F4-T421	235,3
10	55 RODELLA Alvisse	Tatuus F4-T421	235,3
11	73 OLIVIERI Emanuele	Tatuus F4-T421	235,3
12	16 LARINI Davide	Tatuus F4-T421	234,8
13	71 REHM Maxim	Tatuus F4-T421	234,8
14	33 STOLCERMANIS Tomass	Tatuus F4-T421	234,3
15	27 SLATER Freddie	Tatuus F4-T421	234,3
16	36 JONSSON Gustav	Tatuus F4-T421	234,3
17	88 HODENIUS Lin	Tatuus F4-T421	234,3
18	22 FREY Enea	Tatuus F4-T421	233,8
19	77 YEH Enzo	Tatuus F4-T421	233,8
20	62 ROBINSON Edward	Tatuus F4-T421	233,8
21	52 SAVINKOV Oleksandr	Tatuus F4-T421	233,8
22	31 BOHRA Akshay	Tatuus F4-T421	233,3
23	3 POPOV Maksimilian	Tatuus F4-T421	233,3
24	6 YAMAKOSHI Hiyu	Tatuus F4-T421	233,3
25	21 ISCHER Ethan	Tatuus F4-T421	233,3
26	50 GOWDA Dion	Tatuus F4-T421	232,8
27	29 BERREBY Nathanael	Tatuus F4-T421	232,8
28	80 POWELL Alex	Tatuus F4-T421	232,8
29	24 ZHANG Shimo	Tatuus F4-T421	232,8
30	70 MRAD Kamal	Tatuus F4-T421	232,3
31	49 PETROVIC Andrej	Tatuus F4-T421	232,3
32	12 PRADEL Gianmarco	Tatuus F4-T421	232,3
33	51 NAKAMURA-BERTA Kean	Tatuus F4-T421	232,3
34	9 STACK Everett	Tatuus F4-T421	231,8
35	20 RYBA Matus	Tatuus F4-T421	231,8
36	54 HOLGUIN Gabriel	Tatuus F4-T421	230,3
37	34 MACEDO Francisco	Tatuus F4-T421	230,3
38	19 ANURAG Kabir	Tatuus F4-T421	230,3

SEG. 1

1	6 YAMAKOSHI Hiyu	22.537
2	10 FERREIRA Matheus	22.629
3	31 BOHRA Akshay	22.633
4	33 STOLCERMANIS Tomas	22.645
5	71 REHM Maxim	22.654
6	23 FRANCO Reno	22.654
7	49 PETROVIC Andrej	22.656
8	3 POPOV Maksimilian	22.659
9	80 POWELL Alex	22.664
10	7 SAMMALISTO Luka	22.668
11	36 JONSSON Gustav	22.698
12	27 SLATER Freddie	22.709
13	55 RODELLA Alvisse	22.730
14	51 NAKAMURA-BERTA Ke	22.734
15	8 KOSTIC Andrija	22.735
16	22 FREY Enea	22.735
17	50 GOWDA Dion	22.737
18	73 OLIVIERI Emanuele	22.740
19	45 BEETON Jack	22.745
20	20 RYBA Matus	22.751
21	19 ANURAG Kabir	22.751
22	14 AL DHAHERI Rashid	22.758
23	12 PRADEL Gianmarco	22.766
24	70 MRAD Kamal	22.767
25	21 ISCHER Ethan	22.767
26	16 LARINI Davide	22.772
27	88 HODENIUS Lin	22.777
28	11 VIISOREANU Luca	22.810
29	24 ZHANG Shimo	22.828
30	77 YEH Enzo	22.854
31	9 STACK Everett	22.865
32	18 KOLLER Jan	22.923
33	34 MACEDO Francisco	22.926
34	62 ROBINSON Edward	22.974
35	52 SAVINKOV Oleksandr	23.002
36	5 DOBRZANSKI Wiktor	23.093
37	29 BERREBY Nathanael	23.199
38	54 HOLGUIN Gabriel	23.257

SEG. 2

1	27 SLATER Freddie	33.766
2	45 BEETON Jack	33.780
3	6 YAMAKOSHI Hiyu	33.888
4	80 POWELL Alex	33.904
5	7 SAMMALISTO Luka	33.915
6	31 BOHRA Akshay	33.919
7	3 POPOV Maksimilian	33.934
8	36 JONSSON Gustav	33.959
9	33 STOLCERMANIS Tomas	33.965
10	14 AL DHAHERI Rashid	33.986
11	23 FRANCO Reno	34.001
12	10 FERREIRA Matheus	34.010
13	71 REHM Maxim	34.014
14	50 GOWDA Dion	34.017
15	12 PRADEL Gianmarco	34.024
16	19 ANURAG Kabir	34.035
17	16 LARINI Davide	34.070
18	21 ISCHER Ethan	34.084
19	51 NAKAMURA-BERTA Ke	34.136
20	70 MRAD Kamal	34.150
21	22 FREY Enea	34.151
22	49 PETROVIC Andrej	34.170
23	73 OLIVIERI Emanuele	34.180
24	55 RODELLA Alvisse	34.198
25	8 KOSTIC Andrija	34.206
26	24 ZHANG Shimo	34.224
27	20 RYBA Matus	34.231
28	62 ROBINSON Edward	34.276
29	34 MACEDO Francisco	34.289
30	11 VIISOREANU Luca	34.295
31	9 STACK Everett	34.302
32	88 HODENIUS Lin	34.334
33	18 KOLLER Jan	34.354
34	52 SAVINKOV Oleksandr	34.460
35	5 DOBRZANSKI Wiktor	34.620
36	77 YEH Enzo	34.646
37	54 HOLGUIN Gabriel	34.928
38	29 BERREBY Nathanael	35.256

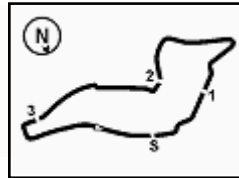
SEG. 3

1	10 FERREIRA Matheus	29.813
2	80 POWELL Alex	29.869
3	71 REHM Maxim	29.896
4	45 BEETON Jack	29.903
5	6 YAMAKOSHI Hiyu	29.914
6	16 LARINI Davide	29.939
7	3 POPOV Maksimilian	29.940
8	31 BOHRA Akshay	29.948
9	27 SLATER Freddie	29.962
10	33 STOLCERMANIS Tomas	29.978
11	50 GOWDA Dion	29.990
12	12 PRADEL Gianmarco	29.993
13	23 FRANCO Reno	30.000
14	49 PETROVIC Andrej	30.008
15	14 AL DHAHERI Rashid	30.033
16	36 JONSSON Gustav	30.055
17	70 MRAD Kamal	30.058
18	8 KOSTIC Andrija	30.072
19	51 NAKAMURA-BERTA Ke	30.073
20	21 ISCHER Ethan	30.101
21	55 RODELLA Alvisse	30.139
22	20 RYBA Matus	30.146
23	88 HODENIUS Lin	30.174
24	73 OLIVIERI Emanuele	30.174
25	7 SAMMALISTO Luka	30.193
26	19 ANURAG Kabir	30.213
27	9 STACK Everett	30.225
28	22 FREY Enea	30.298
29	34 MACEDO Francisco	30.300
30	18 KOLLER Jan	30.313
31	11 VIISOREANU Luca	30.313
32	62 ROBINSON Edward	30.345
33	77 YEH Enzo	30.396
34	24 ZHANG Shimo	30.427
35	52 SAVINKOV Oleksandr	30.458
36	5 DOBRZANSKI Wiktor	30.602
37	54 HOLGUIN Gabriel	30.739
38	29 BERREBY Nathanael	30.983

SEG. 4

1	6 YAMAKOSHI Hiyu	18.786
2	80 POWELL Alex	18.811
3	10 FERREIRA Matheus	18.822
4	33 STOLCERMANIS Tomas	18.871
5	3 POPOV Maksimilian	18.878
6	7 SAMMALISTO Luka	18.889
7	36 JONSSON Gustav	18.892
8	11 VIISOREANU Luca	18.892
9	23 FRANCO Reno	18.892
10	12 PRADEL Gianmarco	18.893
11	14 AL DHAHERI Rashid	18.896
12	70 MRAD Kamal	18.903
13	31 BOHRA Akshay	18.904
14	16 LARINI Davide	18.911
15	51 NAKAMURA-BERTA Ke	18.913
16	71 REHM Maxim	18.934
17	27 SLATER Freddie	18.935
18	73 OLIVIERI Emanuele	18.937
19	55 RODELLA Alvisse	18.942
20	8 KOSTIC Andrija	18.943
21	49 PETROVIC Andrej	18.948
22	50 GOWDA Dion	18.953
23	19 ANURAG Kabir	18.953
24	21 ISCHER Ethan	18.954
25	88 HODENIUS Lin	18.961
26	20 RYBA Matus	18.975
27	45 BEETON Jack	18.975
28	22 FREY Enea	18.989
29	24 ZHANG Shimo	18.992
30	34 MACEDO Francisco	19.003
31	52 SAVINKOV Oleksandr	19.013
32	5 DOBRZANSKI Wiktor	19.028
33	9 STACK Everett	19.076
34	18 KOLLER Jan	19.084
35	77 YEH Enzo	19.097
36	62 ROBINSON Edward	19.110
37	54 HOLGUIN Gabriel	19.352
38	29 BERREBY Nathanael	19.366





ACI Racing Weekend Imola, 1-2 Giugno 2024

Italian F4 Championship - Ideal Time Free Practice 1

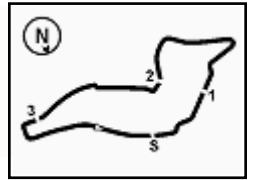
 Imola Circuit 4.909 m
1 / 2

No. Driver	Car	Seg. 1 Diff. 1	Seg. 2 Diff. 2	Seg. 3 Diff. 3	Seg. 4 Diff. 4	Ideal Time		
						Best Lap	Pos.	Diff.
1 6 YAMAKOSHI H. (JPN)	Tatuus F4-T421	22.537 +0.085	33.888	29.914 +0.088	18.786 +0.043	1'45.125 1'45.341	2	0.216
2 80 POWELL A. (USA)	Tatuus F4-T421	22.664 +0.015	33.904	29.869	18.811 +0.183	1'45.248 1'45.446	4	0.198
3 10 FERREIRA M. (BRA)	Tatuus F4-T421	22.629 +0.055	34.010 +0.010	29.813	18.822	1'45.274 1'45.339	1	0.065
4 27 SLATER F. (GBR)	Tatuus F4-T421	22.709 +0.009	33.766	29.962 +0.033	18.935	1'45.372 1'45.414	3	0.042
5 45 BEETON J. (AUS)	Tatuus F4-T421	22.745 +0.018	33.780	29.903 +0.112	18.975 +0.027	1'45.403 1'45.560	6	0.157
6 31 BOHRA A. (USA)	Tatuus F4-T421	22.633 +0.129	33.919	29.948 +0.103	18.904	1'45.404 1'45.636	8	0.232
7 3 POPOV M. (GRD)	Tatuus F4-T421	22.659 +0.067	33.934	29.940 +0.015	18.878 +0.293	1'45.411 1'45.786	9	0.375
8 33 STOLCERMANIS T. (LVA)	Tatuus F4-T421	22.645 +0.056	33.965	29.978	18.871 +0.037	1'45.459 1'45.552	5	0.093
9 71 REHM M. (DEU)	Tatuus F4-T421	22.654	34.014 +0.079	29.896	18.934 +0.050	1'45.498 1'45.627	7	0.129
10 23 FRANCO R. (NLD)	Tatuus F4-T421	22.654 +0.085	34.001	30.000 +0.082	18.892 +0.129	1'45.547 1'45.843	13	0.296
11 36 JONSSON G. (SWE)	Tatuus F4-T421	22.698 +0.114	33.959 +0.306	30.055	18.892 +0.166	1'45.604 1'46.190	24	0.586
12 7 SAMMALISTO L. (FIN)	Tatuus F4-T421	22.668 +0.014	33.915 +0.063	30.193 +0.066	18.889	1'45.665 1'45.808	10	0.143
13 14 AL DHAHERI R. (UAE)	Tatuus F4-T421	22.758 +0.011	33.986 +0.123	30.033 +0.102	18.896 +0.053	1'45.673 1'45.962	15	0.289
14 12 PRADEL G. (AUS)	Tatuus F4-T421	22.766 +0.048	34.024 +0.166	29.993 +0.133	18.893 +0.083	1'45.676 1'46.106	19	0.430
15 16 LARINI D. (ITA)	Tatuus F4-T421	22.772 +0.025	34.070 +0.059	29.939 +0.040	18.911 +0.072	1'45.692 1'45.888	14	0.196
16 50 GOWDA D. (IND)	Tatuus F4-T421	22.737 +0.050	34.017	29.990	18.953 +0.070	1'45.697 1'45.817	11	0.120
17 49 PETROVIC A. (SRB)	Tatuus F4-T421	22.656	34.170	30.008 +0.019	18.948 +0.029	1'45.782 1'45.830	12	0.048
18 51 NAKAMURA-BERTA K.	Tatuus F4-T421	22.734 +0.043	34.136 +0.040	30.073	18.913 +0.059	1'45.856 1'45.998	17	0.142
19 70 MRAD K. (AUS)	Tatuus F4-T421	22.767 +0.052	34.150	30.058 +0.058	18.903 +0.116	1'45.878 1'46.104	18	0.226
20 21 ISCHER E. (CHE)	Tatuus F4-T421	22.767	34.084	30.101	18.954 +0.067	1'45.906 1'45.973	16	0.067
21 19 ANURAG K. (SGP)	Tatuus F4-T421	22.751 +0.067	34.035 +0.062	30.213 +0.047	18.953 +0.045	1'45.952 1'46.173	22	0.221
22 8 KOSTIC A. (SRB)	Tatuus F4-T421	22.735 +0.047	34.206 +0.009	30.072 +0.141	18.943	1'45.956 1'46.153	21	0.197
23 55 RODELLA A. (ITA)	Tatuus F4-T421	22.730 +0.093	34.198 +0.009	30.139	18.942	1'46.009 1'46.111	20	0.102
24 73 OLIVIERI E. (ITA)	Tatuus F4-T421	22.740 +0.115	34.180 +0.110	30.174 +0.053	18.937 +0.015	1'46.031 1'46.324	26	0.293
25 20 RYBA M. (SVK)	Tatuus F4-T421	22.751	34.231 +0.011	30.146	18.975 +0.073	1'46.103 1'46.187	23	0.084
26 22 FREY E. (CHE)	Tatuus F4-T421	22.735 +0.064	34.151	30.298 +0.082	18.989	1'46.173 1'46.319	25	0.146
27 88 HODENIUS L. (NLD)	Tatuus F4-T421	22.777 +0.149	34.334 +0.165	30.174	18.961 +0.032	1'46.246 1'46.592	28	0.346
28 11 VIISOREANU L. (ROU)	Tatuus F4-T421	22.810 +0.122	34.295 +0.034	30.313 +0.004	18.892	1'46.310 1'46.470	27	0.160
29 9 STACK E. (USA)	Tatuus F4-T421	22.865	34.302 +0.074	30.225	19.076 +0.134	1'46.468 1'46.676	29	0.208
30 24 ZHANG S. (CHN)	Tatuus F4-T421	22.828 +0.129	34.224	30.427 +0.025	18.992 +0.096	1'46.471 1'46.721	30	0.250
31 34 MACEDO F. (PRT)	Tatuus F4-T421	22.926 +0.132	34.289 +0.219	30.300 +0.198	19.003	1'46.518 1'47.067	33	0.549
32 18 KOLLER J. (CZE)	Tatuus F4-T421	22.923 +0.022	34.354	30.313	19.084 +0.085	1'46.674 1'46.781	31	0.107
33 62 ROBINSON E. (ESP)	Tatuus F4-T421	22.974 +0.049	34.276 +0.039	30.345	19.110 +0.039	1'46.705 1'46.832	32	0.127

31/05/2024

Powered by FICr PERUGIA TIMING





ACI Racing Weekend Imola, 1-2 Giugno 2024

Italian F4 Championship - Ideal Time Free Practice 1

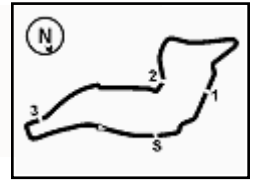
 Imola Circuit 4.909 m
2 / 2

No. Driver	Car	Seg. 1	Seg. 2	Seg. 3	Seg. 4	Ideal Time		
		Diff. 1	Diff. 2	Diff. 3	Diff. 4	Best Lap	Pos.	Diff.
34 52 SAVINKOV O. (UKR)	Tatuus F4-T421	23.002	34.460 +0.095	30.458	19.013 +0.300	1'46.933		
35 77 YEH E. (CHN)	Tatuus F4-T421	22.854 +0.168	34.646 +0.063	30.396	19.097	1'46.993	35	0.395
36 5 DOBRZANSKI W. (POL)	Tatuus F4-T421	23.093 +0.030	34.620	30.602 +0.054	19.028	1'47.343	34	0.231
37 54 HOLGUIN G. (VEN)	Tatuus F4-T421	23.257 +0.206	34.928 +0.175	30.739	19.352	1'48.276	36	0.084
38 29 BERREBY N. (CHE)	Tatuus F4-T421	23.199 +0.060	35.256 +0.196	30.983	19.366 +0.300	1'48.804	37	0.381
Overall Ideal Time		22.537	33.766	29.813	18.786	1'44.902		





1.4



Imola Circuit 4.909 m

ACI Racing Weekend Imola, 1-2 Giugno 2024 Italian F4 Championship - Chronological Analysis Free Practice 1

2 / 6

6	22.973	34.282	30.205	18.896	1'46.356	228,8	10:11'39.303	13	22.857	33.986	30.033	19.101	1'45.977	229,8	10:18'06.478
7	22.815	34.010	30.054	18.891	1'45.770	230,8	10:13'25.073	14	22.847	34.218	37.113	19.777	1'53.955	228,3	10:20'00.433
8	22.684	34.020	29.813	18.822	1'45.339	233,3	10:15'10.412	15	22.876	34.041	41.303	19.481	1'57.701	227,4	10:21'58.134
9	22.652	34.073	32.955	19.794	1'49.474	236,8	10:16'59.886	16	22.769	34.109	30.135	18.949	1'45.962	231,3	10:23'44.096
10	22.629	34.043	29.986	18.886	1'45.544	234,3	10:18'45.430	17	22.769	34.153	30.147	19.055	1'46.124C	233,8	10:25'30.220
11	22.644	34.042	29.946	19.307	1'45.939	232,8	10:20'31.369								
12	22.800	34.052	30.612	18.980	1'46.444	234,8	10:22'17.813								
13	22.645	34.119	30.392	19.053	1'46.209	233,3	10:24'04.022								
14	22.643	34.422	32.602			230,8									

16 D. LARINI (1'45.888)

Lap	Seg.1	Seg.2	Seg.3	Seg.4	Lap Time	km/h	Local Time
1							
2	43.150	56.951	1'06.553	42.135	3'28.789P	158,6	9:55'14.492
3	56.236	37.816	33.751	20.203	2'28.006	59,8	9:57'42.498
4	23.489	35.577	32.325	19.419	1'50.810	229,3	9:59'33.308
5	23.125	34.483	30.760	19.472	1'47.840	229,3	10:01'21.148
6	23.018	34.536	30.445	19.029	1'47.028	232,8	10:03'08.176
7	23.106	34.557	30.336	18.958	1'46.957	229,8	10:04'55.133
8	22.853	34.194	30.333	18.915	1'46.295	231,3	10:06'41.428
9	22.860	34.345	30.373	2'36.190	4'03.768P	230,8	10:18'28.196
10	42.773	38.376	33.605	20.394	2'15.148P	152,1	10:13'00.344
11	24.631	36.114	33.708	20.137	1'54.590	213,0	10:14'54.934
12	22.870	34.356	30.664	19.378	1'47.268	234,3	10:16'42.202
13	22.914	34.118	30.050	18.927	1'46.009	234,8	10:18'28.211
14	22.809	34.345	29.939	19.108	1'46.201	230,3	10:20'14.412
15	22.830	34.098	30.070	18.911	1'45.909	230,3	10:22'00.321
16	22.797	34.129	29.979	18.983	1'45.888	233,3	10:23'46.209
17	22.772	34.070	30.134	19.006	1'45.982C	231,8	10:25'32.191

18 J. KOLLER (1'46.781)

Lap	Seg.1	Seg.2	Seg.3	Seg.4	Lap Time	km/h	Local Time
1							
2	48.507	43.259	36.406	21.501	2'29.673P	127,7	9:50'22.018
3	24.871	36.618	33.692	20.294	1'55.475	216,9	9:52'17.493
4	31.266	1'12.756	1'03.989	41.677	3'29.688	213,4	9:55'47.181
5	41.036	38.169	34.668	19.872	2'13.745	137,4	9:58'00.926
6	23.369	37.600	32.553	20.984	1'54.506	231,8	9:59'55.432
7	23.066	34.987	31.347	20.323	1'49.723	235,3	10:01'45.155
8	23.522	35.794	34.013	19.198	1'52.527	233,3	10:03'37.682
9	22.963	34.704	31.343	19.265	1'48.275	233,8	10:05'25.957
10	23.022	34.499	30.680	19.132	1'47.333	231,8	10:07'13.290
11	23.142	34.802	31.170	19.252	1'48.366	229,8	10:09'01.656
12	23.058	34.547	30.709	19.149	1'47.463	229,8	10:10'49.119
13	23.092	34.661	32.637	19.427	1'49.817	227,8	10:12'38.936
14	23.002	34.763	30.368	19.084	1'47.217	231,3	10:14'26.153
15	22.953	34.512	31.789	19.363	1'48.617	231,3	10:16'14.770
16	22.945	34.354	30.313	19.169	1'46.781	228,8	10:18'01.551
17	22.923	34.513	42.325	1'29.553	3'09.314P	230,3	10:21'10.865
18	40.620	36.512	31.802			161,4	

19 K. ANURAG (1'46.173)

Lap	Seg.1	Seg.2	Seg.3	Seg.4	Lap Time	km/h	Local Time
1		39.735	34.896	20.723		157,7	
2	24.012	36.640	33.149	19.739	1'53.540	225,5	9:49'35.027
3	23.382	35.558	31.687	19.219	1'49.846	227,8	9:51'24.873
4	23.130	35.121	58.045	13'11.527	15'07.823P	226,4	10:06'32.696
5	42.569	36.086	31.356	19.285	2'09.296P	162,7	10:08'41.992
6	23.048	34.687	30.561	19.022	1'47.318	230,3	10:10'29.310
7	22.995	34.186	30.332	18.953	1'46.466	229,3	10:12'15.776
8	22.818	34.097	30.260	18.998	1'46.173	229,3	10:14'01.949
9	22.831	34.035	30.302	19.097	1'46.265	228,3	10:15'48.214
10	22.923	34.286	31.240	20.083	1'48.532	227,4	10:17'36.746
11	24.007	36.196	30.396	19.175	1'49.774	221,3	10:19'26.520
12	22.810	34.177	30.213	19.008	1'46.208	228,3	10:21'12.728
13	22.759	34.283	32.401	19.561	1'49.004	228,3	10:23'01.732
14	22.751	34.087	30.633			230,3	

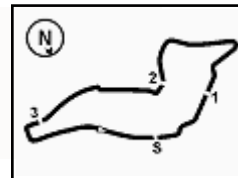
14 R. AL DHAHERI (1'45.962)

Lap	Seg.1	Seg.2	Seg.3	Seg.4	Lap Time	km/h	Local Time
1							
2	44.423	38.624	33.883	20.469	2'17.399P	160,0	9:48'34.157
3	24.207	35.831	32.107	19.432	1'51.577	221,8	9:50'25.734
4	23.455	35.324	31.579	19.175	1'49.533	226,9	9:52'15.267
5	29.296	1'12.484	1'03.411	41.285	3'26.476	225,0	9:55'41.743
6	41.414	35.022	31.091	19.034	2'06.561	108,2	9:57'48.304
7	22.934	34.561	30.565	18.896	1'46.956	230,3	9:59'35.260
8	22.758	34.328	30.446	18.910	1'46.442	230,3	10:01'21.702
9	22.779	34.611	30.548	7'42.634	9'10.572P	235,8	10:10'32.274
10	43.362	38.040	32.048	19.998	2'13.348P	157,2	10:12'45.622
11	23.722	35.060	30.581	19.112	1'48.475	225,5	10:14'34.097
12	22.851	34.249	30.218	19.086	1'46.404	229,3	10:16'20.501

31/05/2024 P = Pits In/Out - C = Lap Time Cancelled

Powered by FICr PERUGIA TIMING




ACI Racing Weekend Imola, 1-2 Giugno 2024
Italian F4 Championship - Chronological Analysis Free Practice 1

20 M. RYBA (1'46.187)								23 R. FRANCO (1'45.843)								
Lap	Seg.1	Seg.2	Seg.3	Seg.4	Lap Time	km/h	Local Time	Lap	Seg.1	Seg.2	Seg.3	Seg.4	Lap Time	km/h	Local Time	
1		40.827				157,2		2	26.717	37.321	41.705	36.974	21.918	1'56.536	171,2	9:49'53.822
2			32.238	19.588	1'53.231	211,8	9:51'46.585	3	23.480	35.221	33.028	31.990	19.102	1'49.793	229,3	9:51'43.615
3			1'10.479	2'10.791	4'35.781P	227,4	9:56'22.366	4	23.148	44.261	1'04.472	3'40.413	5'52.294P	227,4	9:57'35.909	
4	38.756	36.488	32.753	19.484	2'07.481P	166,7	9:58'29.847	5	38.455	34.839	30.970	19.131	2'03.395P	167,2	9:59'39.304	
5			34.351	19.539	1'52.455	228,8	10:00'22.302	6	22.797	34.119	33.566	19.062	1'49.544	228,8	10:01'28.848	
6			31.067	19.069	1'48.022	229,3	10:02'10.324	7	23.100	34.416	30.606	18.992	1'47.114	232,3	10:03'15.962	
7			30.864	19.014	1'47.626	229,3	10:03'57.950	8	22.770	34.685	30.320	18.977	1'46.752	233,3	10:05'02.714	
8	22.977	34.698	30.745	19.057	1'47.477	230,3	10:05'45.427	9	22.774	34.041	30.363	18.932	1'46.110	230,3	10:06'48.824	
9	23.109	34.460	30.511	19.036	1'47.116	228,8	10:07'32.543	10	22.740	34.180	30.485	18.920	1'46.325	231,8	10:08'35.149	
10	22.994	34.611	30.336	18.975	1'46.916	228,8	10:09'19.459	11	22.826	34.187	30.396	3'14.004	4'41.413P	229,8	10:13'16.562	
11	22.917	34.525	30.339	19.131	1'46.912	229,3	10:11'06.371	12	38.130	35.328	30.566	18.892	2'02.906P	169,0	10:15'19.468	
12	23.009	34.960	30.764	19.018	1'47.751	231,8	10:12'54.122	13	22.739	34.001	30.082	19.021	1'45.843	229,3	10:17'05.311	
13	22.916	34.231			3'36.100P	230,3	10:16'30.222	14	22.756	34.293	30.065	18.937	1'46.051	237,9	10:18'51.362	
14	38.717	35.243	32.818	18.990	2'05.768P	166,7	10:18'35.990	15	22.753	34.047	30.000	19.089	1'45.889	228,8	10:20'37.251	
15	22.889	34.568	32.082	19.110	1'48.649	229,8	10:20'24.639	16	22.663	34.036	31.303	19.020	1'47.022	229,3	10:22'24.273	
16	23.056	34.556	30.310	19.057	1'46.979	231,8	10:22'11.618	17	22.654	34.181	30.272	18.960	1'46.067	229,8	10:24'10.340	
17	22.751	34.242	30.146	19.048	1'46.187	231,3	10:23'57.805	18	22.703	34.113	35.077			230,3		
18	22.873	34.375	30.207			228,8										

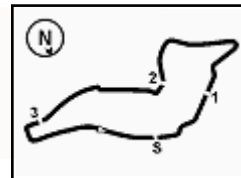
21 E. ISCHER (1'45.973)								24 S. ZHANG (1'46.721)							
Lap	Seg.1	Seg.2	Seg.3	Seg.4	Lap Time	km/h	Local Time	Lap	Seg.1	Seg.2	Seg.3	Seg.4	Lap Time	km/h	Local Time
1								2	42.874	38.579	34.447	21.717	2'17.617P	163,1	9:48'47.404
2	48.217	38.625	35.357	3'18.188	5'20.387P	160,0	9:51'23.440	3	24.143	36.275	32.885	20.992	1'54.295	224,5	9:50'41.699
3	44.320	52.533	1'10.511	42.559	3'29.923P	151,0	9:54'53.363	4	23.148	35.108	32.032	19.309	1'49.597	228,3	9:52'31.296
4	1'04.149	40.466	32.327	19.733	2'36.675	66,3	9:57'30.038	5	39.571	1'15.726	1'03.169	39.691	3'38.157	166,9	9:56'09.453
5	23.914	35.081	31.568	19.221	1'49.784	221,8	9:59'19.822	6	28.692	35.368	32.749	20.516	1'57.325	188,2	9:58'06.778
6	23.039	34.449	31.063	18.978	1'47.529	228,3	10:01'07.351	7	22.828	34.517	31.106	19.130	1'47.581	229,8	9:59'54.359
7	22.940	34.422	30.775	18.957	1'47.094	229,8	10:02'54.445	8	22.901	34.602	30.834	19.028	1'47.365	232,8	10:01'41.724
8	22.817	34.223	30.583	18.986	1'46.609	231,8	10:04'41.054	9	23.319	34.631	32.493	19.109	1'49.552	232,3	10:03'31.276
9	22.861	34.106	30.383	18.954	1'46.304	232,8	10:06'27.358	10	22.840	34.455	30.846	19.154	1'47.295	229,3	10:05'18.571
10	22.840	36.528	31.356	41.168	2'11.892P	233,3	10:08'39.250	11	23.829	34.419	30.504	18.992	1'47.744	183,1	10:07'06.315
11	2'23.697	35.096	31.800	19.060	3'49.653P	168,2	10:12'28.903	12	22.931	34.735	30.926	4'06.317	5'34.909P	227,4	10:12'41.224
12	22.973	34.410	30.440	18.970	1'46.793	231,8	10:14'15.696	13	38.676	34.437	30.559	19.080	2'02.752P	161,9	10:14'43.976
13	22.813	43.327	40.632	19.162	2'05.934	231,8	10:16'21.630	14	22.957	34.224	30.452	19.088	1'46.721	226,4	10:16'30.697
14	22.847	34.209	30.113	19.015	1'46.184	231,8	10:18'07.814	15	22.911	34.313	30.432	19.114	1'46.770	227,8	10:18'17.467
15	22.767	34.084	30.101	19.021	1'45.973	232,3	10:19'53.787	16	22.890	34.263	30.447	19.190	1'46.790	225,9	10:20'04.257
16	22.776	34.709	32.878	19.071	1'49.434	230,8	10:21'43.221	17	22.871	34.387	30.427	20.022	1'47.707	227,8	10:21'51.964
17	22.834	34.236	30.364	19.170	1'46.604	229,8	10:23'29.825	18	23.042	35.086	30.627	19.200	1'47.955	225,0	10:23'39.919
18	22.898	34.315	30.362			231,8		19	23.032	34.391	30.677	19.143	1'47.243C	226,9	10:25'27.162

22 E. FREY (1'46.319)								27 F. SLATER (1'45.414)							
Lap	Seg.1	Seg.2	Seg.3	Seg.4	Lap Time	km/h	Local Time	Lap	Seg.1	Seg.2	Seg.3	Seg.4	Lap Time	km/h	Local Time
1								2	43.338	37.658	33.833	20.452	2'15.281P	166,2	9:48'34.518
2	44.244	39.350	35.528	1'32.180	3'31.302P	160,2	9:49'42.629	3	24.338	38.625	32.993	19.451	1'55.407	226,9	9:50'29.925
3	40.088	36.448	32.519	19.922	2'08.977P	166,4	9:51'51.606	4	23.081	34.955	31.103	19.054	1'48.193	231,3	9:52'18.118
4	24.742	53.307	1'04.803	2'21.218	4'44.070P	226,9	9:56'35.676	5	28.682	1'11.636	1'03.068	41.609	3'24.995	233,3	9:55'43.113
5	41.523	35.824	32.233	20.017	2'09.597P	166,7	9:58'45.273	6	39.632	34.841	31.028	19.224	2'04.725	138,6	9:57'47.838
6	23.369	35.225	31.557	19.501	1'49.652	227,4	10:00'34.925	7	22.719	34.108	30.460	18.971	1'46.258	232,3	9:59'34.096
7	23.073	34.683	30.844	19.138	1'47.738	231,8	10:02'22.663	8	22.774	34.376	30.456	19.217	1'46.823	234,3	10:01'20.919
8	22.931	34.642	30.652	19.098	1'47.323	233,8	10:04'09.986	9	22.794	34.130	30.502	7'50.387	9'17.813P	234,3	10:10'38.732
9	22.799	34.151	30.380	18.989	1'46.319	233,3	10:05'56.305	10	46.110	38.856	34.295	20.012	2'19.273P	164,4	10:12'58.005
10	28.949	35.620	30.738	5'58.563	7'33.870P	231,8	10:13'30.175	11	23.874	36.768	32.471	19.625	1'52.738	219,5	10:14'50.743
11	40.662	36.239	30.839	19.226	2'06.966P	166,2	10:15'37.141	12	22.755	34.006	29.962	19.044	1'45.767	232,8	10:16'36.510
12	23.100	34.285	30.423	19.142	1'46.950	228,8	10:17'24.091	13	22.736	33.799	30.031	18.942	1'45.508	233,8	10:18'22.018
13	23.019	34.324	30.548	19.140	1'47.031	229,8	10:19'11.122	14	23.971	35.507	30.644	19.055	1'49.177	215,1	10:20'11.195
14	22.939	34.212	30.301	20.237	1'47.689	229,8	10:20'58.811	15	22.718	33.766	29.995	18.935	1'45.414	230,3	10:21'56.609
15	23.388	34.264	30.298	19.053	1'47.003	228,8	10:22'45.814	16	27.263	37.508	30.924	19.004	1'54.699	183,4	10:23'51.308
16	22.798	34.155	30.319	19.070	1'46.342	231,3	10:24'32.156	17	22.709	33.972	29.963			232,3	

31/05/2024

P = Pits In/Out - C = Lap Time Cancelled





Imola Circuit 4.909 m

4 / 6

ACI Racing Weekend Imola, 1-2 Giugno 2024

Italian F4 Championship - Chronological Analysis Free Practice 1

29 N. BERREBY (1'49.360)						
Lap	Seg.1	Seg.2	Seg.3	Seg.4	Lap Time	Local Time
1		42.507	35.246	21.328	134,8	
2	26.090	39.894	39.973	46.109	2'32.066P	9:50'23.449
3	4'18.319	1'14.772	44.352	23.033	6'40.476P	9:57'03.925
4	25.634	37.873	32.854	20.432	1'56.793	9:59'00.718
5	23.958	36.674	32.436	20.412	1'53.480	10:00'54.198
6	23.978	37.249	32.594	41.524	2'15.345P	10:03'09.543
7	3'16.812	37.341	31.484	19.858	4'45.495P	10:07'55.038
8	24.006	36.107	31.420	19.817	1'51.350	10:09'46.388
9	23.357	35.448	31.601	19.604	1'50.010	10:11'36.398
10	23.432	37.925	31.448	19.678	1'52.483	10:13'28.881
11	25.285	35.625	32.935	19.429	1'53.274	10:15'22.155
12	23.372	35.256	31.439	19.554	1'49.621	10:17'11.776
13	23.199	35.683	31.307	19.800	1'49.989	10:19'01.765
14	23.259	35.452	30.983	19.666	1'49.360	10:20'51.125
15	23.406	35.436	31.403	19.366	1'49.611	10:22'40.736
16	23.634	35.503	31.244	19.595	1'49.976	10:24'30.712
17	23.383	38.742	52.531		232,8	

4	23.322	34.855	31.792	19.279	1'49.248	226,4	10:02'40.229
5	27.121	35.066	30.786	19.202	1'52.175	227,4	10:04'32.404
6	23.095	34.471	30.592	19.193	1'47.351	228,3	10:06'19.755
7	23.140	34.374	30.576	19.093	1'47.183	229,3	10:08'06.938
8	23.058	34.508	30.498	19.003	1'47.067	230,3	10:09'54.005
9	22.926	34.289	30.336	19.653	1'47.204	229,3	10:11'41.209
10	26.527	37.931	48.217	23.775	2'16.450	191,5	10:13'57.659
11	23.150	34.880	35.716	20.742	1'54.488	226,9	10:15'52.147
12	23.420	34.520	30.387	19.155	1'47.482	223,6	10:17'39.629
13	22.941	34.727	31.013	19.115	1'47.796	225,0	10:19'27.425
14	22.977	35.482	30.693	19.183	1'48.335	227,4	10:21'15.760
15	23.112	34.527	30.311	19.134	1'47.084	225,0	10:23'02.844
16	23.024	34.556	30.300	19.193	1'47.073	228,3	10:24'49.917
17	23.012	38.932	45.238			224,5	

31 A. BOHRA (1'45.636)						
Lap	Seg.1	Seg.2	Seg.3	Seg.4	Lap Time	Local Time
1		37.982	33.913	20.700	162,7	
2	24.282	35.778	34.824	19.512	1'54.396	9:48'56.537
3	23.311	34.886	31.327	19.024	1'48.548	9:50'45.085
4	23.097	35.192	32.597	20.213	1'51.099	233,3
5	56.463	1'08.917	1'06.764	11'58.338	15'10.482P	69,5
6	40.144	35.103	30.740	19.008	2'04.995P	167,4
7	23.008	34.074	30.234	18.985	1'46.301	228,8
8	22.854	34.277	30.177	18.908	1'46.216	231,3
9	22.762	33.919	30.051	18.904	1'45.636	230,8
10	22.633	34.156	33.119	19.505	1'49.413	233,3
11	22.744	33.997	30.077	18.942	1'45.760	231,3
12	22.703	33.961	29.948	19.071	1'45.683	228,3
13	22.882	34.051	30.375	19.061	1'46.369	229,8
14	22.866	34.080	30.080	18.913	1'45.939	230,3
15	22.700	33.946	33.356		231,3	

36 G. JONSSON (1'46.190)						
Lap	Seg.1	Seg.2	Seg.3	Seg.4	Lap Time	Local Time
1		42.695	36.608	41.285	143,6	
2	8'23.856	40.682	34.138	20.193	9'58.869P	141,9
3	24.325	36.527	31.236	19.172	1'51.260	190,5
4	23.100	34.499	30.537	19.249	1'47.385	234,3
5	22.824	34.393	30.437	18.892	1'46.546	231,8
6	22.851	34.070	30.400	18.981	1'46.302	231,3
7	22.814	33.988	30.750	18.962	1'46.514	229,8
8	22.881	33.959	30.534	18.911	1'46.285	229,8
9	22.757	34.074	33.651	19.079	1'49.561	229,3
10	25.787	36.160	31.058	19.060	1'52.065	228,3
11	23.412	36.107	31.005	40.610	2'11.134P	228,3
12	2'20.285	37.026	35.923	19.146	3'52.380P	166,9
13	22.812	34.265	30.055	19.058	1'46.190	227,8
14	22.737	34.551	31.178	20.933	1'49.399	229,8
15	22.781	34.341	32.727	19.280	1'49.129	229,3
16	22.698	34.721	54.494			231,3

33 T. STOLCERMANIS (1'45.552)						
Lap	Seg.1	Seg.2	Seg.3	Seg.4	Lap Time	Local Time
1						
2	44.416	37.845	35.331	20.632	2'18.224P	164,6
3	24.344	35.882	33.340	19.558	1'53.124	220,0
4	23.182	35.097	31.799	19.225	1'49.303	229,8
5	34.188	1'12.934	1'05.420	40.675	3'33.217	232,3
6	32.936	34.822	31.253	18.931	1'57.942	177,6
7	22.824	34.478	30.591	18.871	1'46.764	234,3
8	22.674	34.268	30.510	18.884	1'46.336	233,8
9	22.748	34.292	30.445	7'47.320	9'14.805P	231,8
10	45.064	38.577	33.387	20.524	2'17.552P	148,6
11	24.588	36.250	33.252	20.038	1'54.128	208,9
12	22.731	34.123	30.110	18.989	1'45.953	232,3
13	22.701	33.965	29.978	18.908	1'45.552	231,8
14	22.974	34.180	30.137	18.964	1'46.255	229,8
15	27.908	39.763	32.125	18.950	1'58.746	152,3
16	22.684	34.470	33.934	18.990	1'50.078	232,8
17	22.645	34.327	32.562		231,3	

45 J. BEETON (1'45.560)						
Lap	Seg.1	Seg.2	Seg.3	Seg.4	Lap Time	Local Time
1		37.474	33.926	20.231	165,4	
2	24.997	36.933	32.922	19.513	1'54.365	227,8
3	23.066	35.108	31.592	19.002	1'48.768	233,3
4	22.923	34.889	32.263	21.731	1'51.806	236,3
5	56.361	1'13.361	1'05.709	10'34.783	13'50.214P	74,3
6	40.551	35.289	33.660	19.514	2'09.014P	167,7
7	23.040	34.180	30.233	18.999	1'46.452	228,8
8	22.825	34.040	30.168	18.977	1'46.010	228,8
9	22.959	33.921	30.127	19.033	1'46.040	230,3
10	22.763	33.780	30.015	19.002	1'45.560	229,3
11	22.786	34.063	29.903	18.975	1'45.727	229,8
12	24.623	36.844	30.605	19.812	1'51.884	229,8
13	22.837	33.959	29.909	19.047	1'45.752	229,8
14	22.770	33.897	30.877	19.072	1'46.616	229,8
15	22.745	34.386	30.174			230,8

34 F. MACEDO (1'47.067)						
Lap	Seg.1	Seg.2	Seg.3	Seg.4	Lap Time	Local Time
1						
2	43.932	40.518	35.881	22.639	2'22.970P	158,6
3	25.792	36.787	32.319	19.593	1'54.491	206,1

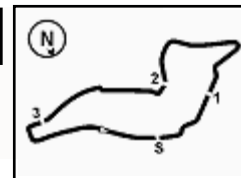
49 A. PETROVIC (1'45.830)						
Lap	Seg.1	Seg.2	Seg.3	Seg.4	Lap Time	Local Time
1						
2	42.427	38.408	34.105	20.899	2'15.839P	159,5
3	24.147	36.368	32.692	20.654	1'53.861	220,0
4	23.141	35.230	32.250	19.320	1'49.941	228,3
5	38.710	1'15.940	1'02.902	40.569	3'38.121	182,4
6	28.846	35.440	32.029	20.708	1'57.023	190,5
7	22.924	34.686	31.117	19.400	1'48.127	231,3
8	22.851	34.413	30.697	19.012	1'46.973	228,8
9	22.865	34.288	30.671	18.995	1'46.819	227,8

31/05/2024

P = Pits In/Out - C = Lap Time Cancelled

Powered by FICr PERUGIA TIMING

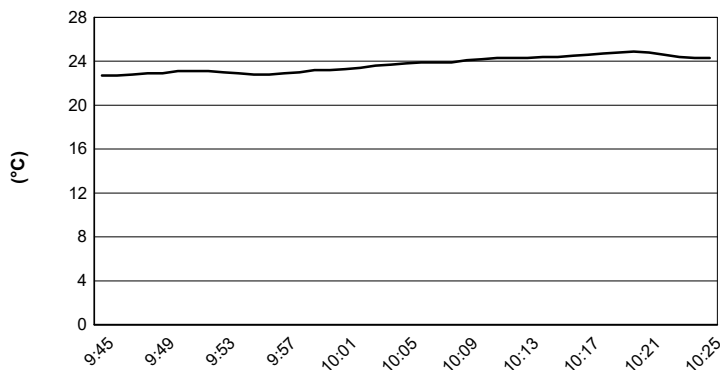




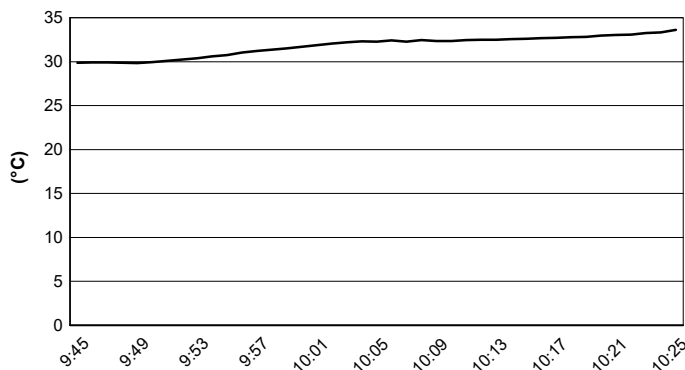
Imola Circuit 4.909 m

ACI Racing Weekend Imola, 1-2 Giugno 2024
Italian F4 Championship - Weather Report Free Practice 1
 Session started 09:45 - Session ended 10:26

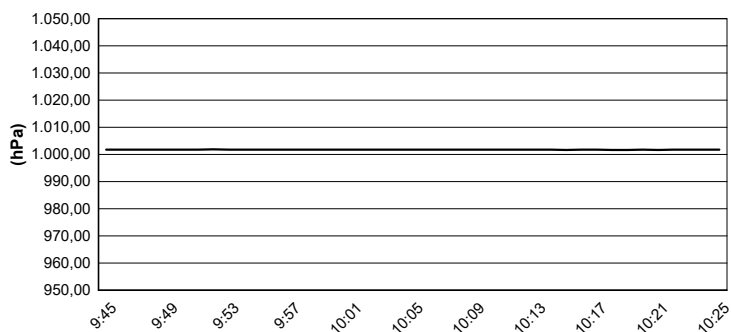
Air Temperature



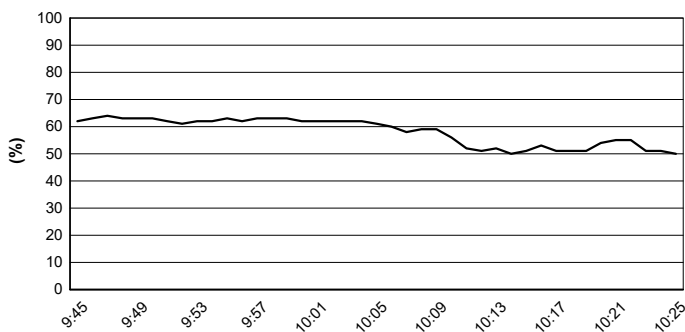
Track Temperature



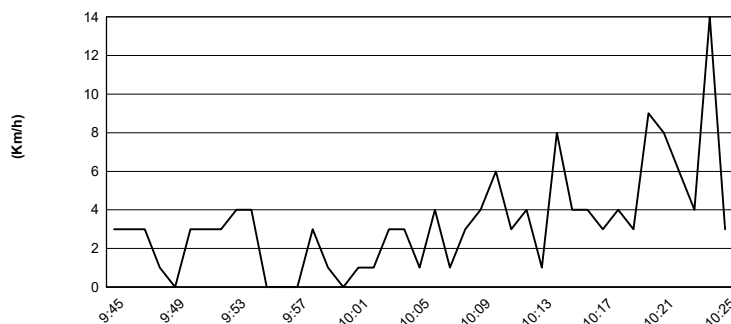
Air Pressure



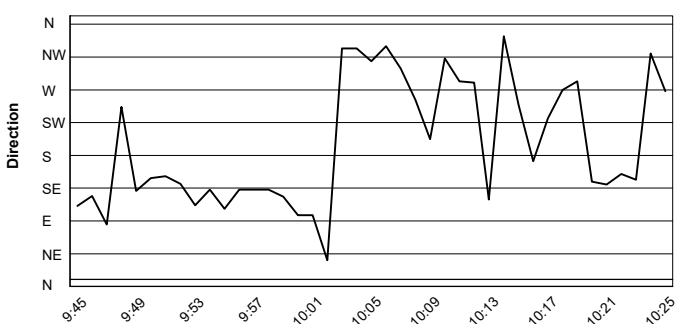
Humidity



Wind Speed



Wind Direction



31/05/2024

